



SubdueMaxx[®]

Turf Fungicide

syngenta[®]

ACTIVE CONSTITUENT: 240 g/L METALAXYL-M

*For the control of Pythium in turf as specified in the
Directions for Use*

CAUTION

**KEEP OUT OF REACH OF CHILDREN
READ SAFETY DIRECTIONS BEFORE OPENING OR USING**

Syngenta Asia Pacific Pte. Ltd.

*No. 1 HarbourFront Avenue
#03-03 Keppel Bay Tower
Singapore 098632*

NET Content: 1 Litre

***Emergency Hotline Number please call +65 6334 4366
(24 hours)***

Product names marked ® or ™, the ALLIANCE FRAME
the SYNGENTA Logo and the PURPOSE ICON
are Trademarks of a Syngenta Group Company





TM

DIRECTIONS FOR USE

Restraints

DO NOT apply more than 4 sprays per season



DO NOT apply this product as a post-infection curative spray on crops as this will favour the development of resistant disease strains

Situation	Disease	Rate	Critical Comments
Turf	Pythium Leaf Blight, Pythium Root Rot, Seedling Damping Off (<i>Pythium</i> spp)	1.7 to 3.5 L/ha or 17 to 35 mL/100 m ²	Apply  SubdueMaxx [®] in a preventative fungicide program containing fungicides from different chemical groups. Begin applications before symptoms occur when conditions first favour disease and continue applications while conditions remain favourable for disease development using registered Pythium fungicides. Apply no more than 2 consecutive  SubdueMaxx [®] applications at 14 to 21 day intervals for Pythium. Refer to Application section for detailed information.

NOT TO BE USED FOR ANY PURPOSE, OR IN ANY MANNER, CONTRARY TO THIS LABEL UNLESS AUTHORISED UNDER APPROPRIATE LEGISLATION.

GENERAL INSTRUCTION

Mixing

Add the required amount of product directly to the spray tank and mix well.  **SubdueMaxx**[®] is a micro emulsion concentrate (MEC) with minimal odour because the product does not contain petroleum solvents.  **SubdueMaxx**[®] mixes completely with water and may be tank mixed with many commonly used fungicides and liquid fertilisers.

Compatibility

 **SubdueMaxx**[®] is compatible with Banner MAXX[®] Turf Fungicide, Headway MAXX[®] Turf Fungicide, Heritage MAXX[®] Turf Fungicide and Primo MAXX[®] Turf Growth Regulator.

Application




Ensure even application in order to achieve even disease control. Avoid overlapping sprays.

Leaf and Crown Diseases: Application volume for leaf and crown infecting diseases (Pythium Leaf Blight) should be adequate to ensure thorough and even coverage of the turf leaves and penetration to the crowns. Ideal application volume should be 350 to 500 L/ha.

Example: For best results use medium [eg XR Teejet* (11004 or 10005)] to coarse [eg Turbo Teejet* or AIXR Teejet* (11004 or 11005)] nozzles, at 5 km/h and 3 bar pressure. In higher cut turf (≥ 15 mm) a significant spray shielding effect can occur, impacting negatively on spray penetration and even coverage at low application volumes.

Root Diseases: Application volumes for root infecting diseases (Pythium Root Rot and Seedling Damping Off) should be as high as possible (approximately 1000 L/ha) to ensure placement close to the soil surface. When lower application volumes are used, washing in should commence as soon as possible after application. Example: For best results use extremely coarse droplets [eg Turbo Floodjet (TF5) or TurfJet (TTJ10)] and total application volume of approximately 1000 L/ha. Preferably spray onto wet or dewy grass. Irrigate with 6 to 10 mm of water commencing within 1 hour of application.

Fungicide Resistance Warning

 **SubdueMaxx**[®] is a member of the phenylamide group of fungicides. Some naturally occurring individual fungi resistant to  **SubdueMaxx**[®] and other phenylamide group fungicides may exist through normal genetic variability in any fungal population. The resistant individuals can eventually dominate the fungi population if these fungicides are used repeatedly. These resistant fungi will not be controlled by  **SubdueMaxx**[®] and

other phenylamide group fungicides, thus resulting in a reduction in efficacy and possible yield loss. Since the occurrence of resistant fungi is difficult to detect prior to use, Syngenta Asia Pacific Pte Ltd accepts no liability for any losses that may result from the failure of this product to control resistant fungi.

PRECAUTION

Re-entry period DO NOT allow entry into treated areas until the spray has dried.

PROTECTION OF LIVESTOCK

DO NOT graze treated turf/lawn or feed turf/lawn clippings from any treated area to poultry or livestock.

PROTECTION OF WILDLIFE, FISH, CRUSTACEANS AND ENVIRONMENT

DO NOT contaminate streams, rivers or waterways with the chemical or used containers.

STORAGE AND DISPOSAL

Store in the closed, original container in a cool, well ventilated area. DO NOT store for prolonged periods in direct sunlight. Triple or preferably pressure rinse containers before disposal. Add rinsings to spray tank. DO NOT dispose of undiluted chemicals on-site. If recycling, replace cap and return clean containers to recycler or designated collection point. If not recycling, break, crush or puncture and bury empty containers in a local authority landfill. If no landfill is available, bury the containers below 500 mm in a disposal pit specifically marked and set up for this purpose clear of waterways, desirable vegetation and tree roots. Empty containers and product should not be burnt.

SAFETY DIRECTIONS

Will irritate the eyes. Avoid contact with the eyes. When opening the container and preparing the spray wear:

- **cotton overalls buttoned to the neck and wrist**
- **a washable hat**
- **elbow-length PVC gloves**
- **face shield or goggles**

When using the prepared spray wear:

- **cotton overalls buttoned to the neck and wrist**
- **a washable hat**

If product in eyes, wash it out immediately with water. Wash hands after use. After each day's use, wash gloves, face shield or goggles and contaminated clothing.

FIRST AID

If poisoning occurs contact a doctor or call the Emergency hotline number. Phone +65 6334 4366.

MATERIAL SAFETY DATA SHEET

If additional hazard information is required refer to the Material Safety Data Sheet. For a copy phone +65 6333 6400

MANUFACTURER'S WARRANTY AND EXCLUSION OF LIABILITY

Syngenta has no control over storage, handling and manner of use of this product. Where this material is not stored, handled or used correctly and in accordance with directions, no express or implied representations or warranties concerning this product (other than non-excludable statutory warranties) will apply. Syngenta accepts no liability for any loss or damage arising from incorrect storage, handling or use.